

SUPREMACY POP UP SYSTEMS

POP UP SYSTEMS



3 height options

Smooth seamless
appearance

POP UP SYSTEMS



Curved and straight frames

plex
DISPLAY
pop up systems

SUPREMACY

THE SUPREMACY RANGE HAS **ADVANCED DESIGNER STYLING** OFFERING A SEAMLESS GRAPHIC DISPLAY WALL. **LIGHTWEIGHT AND STRONG ALUMINIUM FRAME** IN A STRIKING METALLIC BURGUNDY COLOUR AND A **VARIETY OF FRAME HEIGHT OPTIONS**. IDEAL FOR EXHIBITIONS AND POINT OF SALE ENVIRONMENTS.

FEATURES

- Auto set up magnetic locking arm system
- Quick fit magnetically attached graphic or fabric panels
- Three frame heights available Petite at 1830mm, Regular at 2140mm and Xtra at 2270mm
- Selection of 4 standard frame configurations in both straight and curved styles
- Unique 'Wave' frame also available, offering all the benefits of a straight system but with a fabulously curvy look
- Integral light fittings on all systems

ACCESSORIES

- Huge choice of lighting options
- Range of rotationally moulded transit cases and semi rigid carry drums
- Optional case to counter lectern conversion kits available for selected transit cases



Straight display



Wave display



plex
DISPLAY
pop up systems

SUPREMACY REGULAR SPECIFICATIONS

BOXED WEIGHTS

3x1 curved = 6.79kg	3x1 straight = 6.79kg
3x2 curved = 8.89kg	3x2 straight = 8.89kg
3x3 curved = 10.94kg	3x3 straight = 10.94kg
3x4 curved = 13.14kg	3x4 straight = 13.14kg

ASSEMBLED DIMENSIONS

3x1 curved = 1120 (W) x 275 (D) x 2140 (H)mm
3x2 curved = 1780 (W) x 430 (D) x 2140 (H)mm
3x3 curved = 2375 (W) x 565 (D) x 2140 (H)mm
3x4 curved = 2880 (W) x 900 (D) x 2140 (H)mm
3x1 straight = 1125 (W) x 258 (D) x 2140 (H)mm
3x2 straight = 1825 (W) x 258 (D) x 2140 (H)mm
3x3 straight = 2525 (W) x 258 (D) x 2140 (H)mm
3x4 straight = 3225 (W) x 258 (D) x 2140 (H)mm

RAPID ASSEMBLY

MAGNETIC LOCK



Connect magnetic locking arms

Attach magnetic bars

Panel attaches on to node

Fit lights



1

2

3

4

5

6

7

8



Standard case



Zoom case



Meteor case



400mm drum



Padded pop up bag



Meteor luxury conversion kit

1. Helios 3
50w hi spotlight
2. Helios 4
50w hi spotlight
3. Helios 5
50w hi spotlight
4. Helios 7
50w low voltage spotlight
5. Helios 8
50w low voltage spotlight
6. Helios 9
150w halogen flood light
7. Helios 10
150w halogen flood light
8. Helios 12
50w jack style dual voltage kit

SUPREMACY XTRA SPECIFICATIONS

BOXED WEIGHTS
 3x1 curved = 7.31kg 3x1 straight = 7.31kg
 3x2 curved = 9.62kg 3x2 straight = 9.62kg
 3x3 curved = 11.91kg 3x3 straight = 11.91kg
 3x4 curved = 14.31kg 3x4 straight = 14.31kg

ASSEMBLED DIMENSIONS
 3x1 curved = 1220 (W) x 365 (D) x 2270 (H)mm
 3x2 curved = 1925 (W) x 530 (D) x 2270 (H)mm
 3x3 curved = 2620 (W) x 710 (D) x 2270 (H)mm
 3x4 curved = 3105 (W) x 990 (D) x 2270 (H)mm
 3x1 straight = 1125 (W) x 350 (D) x 2270 (H)mm
 3x2 straight = 1825 (W) x 350 (D) x 2270 (H)mm
 3x3 straight = 2525 (W) x 350 (D) x 2270 (H)mm
 3x4 straight = 3225 (W) x 350 (D) x 2270 (H)mm

SUPREMACY PETITE SPECIFICATIONS

BOXED WEIGHTS
 3x1 curved = 6.22kg 3x1 straight = 6.22kg
 3x2 curved = 7.78kg 3x2 straight = 7.78kg
 3x3 curved = 9.73kg 3x3 straight = 9.73kg
 3x4 curved = 12.16kg 3x4 straight = 12.16kg

ASSEMBLED DIMENSIONS
 3x1 curved = 1000 (W) x 275 (D) x 1830 (H)mm
 3x2 curved = 1580 (W) x 390 (D) x 1830 (H)mm
 3x3 curved = 2120 (W) x 500 (D) x 1830 (H)mm
 3x4 curved = 2600 (W) x 705 (D) x 1830 (H)mm
 3x1 straight = 1005 (W) x 258 (D) x 1830 (H)mm
 3x2 straight = 1605 (W) x 258 (D) x 1830 (H)mm
 3x3 straight = 2205 (W) x 258 (D) x 1830 (H)mm
 3x4 straight = 2805 (W) x 258 (D) x 1830 (H)mm

SUPREMACY WAVE SPECIFICATIONS

BOXED WEIGHTS
 3x3 regular = 11.42kg 3x5 xtra = 18.61kg
 3x2 regular = 17.15kg 3x3 petite = 10.21kg
 3x3 xtra = 12.39kg 3x5 petite = 15.92kg

ASSEMBLED DIMENSIONS
 3x3 regular = 2560 (W) x 470 (D) x 2140 (H)mm
 3x5 regular = 2560 (W) x 470 (D) x 2140 (H)mm
 3x3 xtra = 2755 (W) x 550 (D) x 2270 (H)mm
 3x5 xtra = 4255 (W) x 550 (D) x 2270 (H)mm
 3x3 petite = 2250 (W) x 470 (D) x 1830 (H)mm
 3x5 petite = 3465 (W) x 470 (D) x 1830 (H)mm

COMPONENT LIST

STRAIGHT OR CURVED POP-UP

3 x 1 straight or curved pop-up kit

1 - 3 x 1 pop-up frame
(supplied in a drawing string bag)

12 - aluminium magnetic bars
(supplied in a carry bag)

1 - front straight or curved hanging kits
2 - 'D' end hanging kits

3 x 2 straight or curved pop-up kit

1 - 3 x 2 pop-up frame
(supplied in a drawing string bag)

15 - aluminium magnetic bars
(supplied in a carry bag)

2 - front straight or curved hanging kits
2 - 'D' end hanging kits

3 x 3 straight or curved pop-up kit

1 - 3 x 3 pop-up frame
(supplied in a drawing string bag)

18 - aluminium magnetic bars
(supplied in a carry bag)

3 - front straight or curved hanging kits
2 - 'D' end hanging kits

3 x 4 straight or curved pop-up kit

1 - 3 x 4 pop-up frame
(supplied in a drawing string bag)

21 - aluminium magnetic bars
(supplied in a carry bag)

4 - front straight or curved hanging kits
2 - 'D' end hanging kits

WAVE POP-UP

3 x 3 'wave' pop-up kit

1 - 3 x 3 pop-up frame
(supplied in a drawing string bag)

18 - aluminium magnetic bars
(supplied in a carry bag)

3 - inside curve hanging kits
3 - outside curve hanging kits
2 - 'D' end hanging kits

4 - stabilising feet

3 x 5 'wave' pop-up kit

1 - 3 x 5 pop-up frame
(supplied in a drawing string bag)

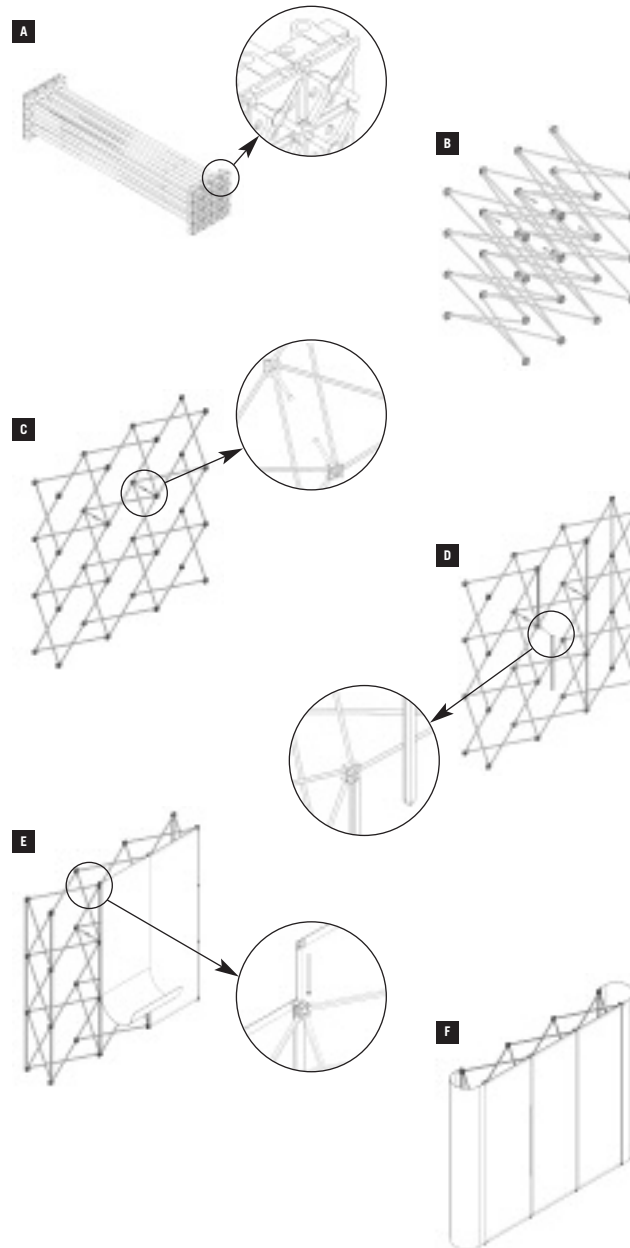
24 - aluminium magnetic bars
(supplied in a carry bag)

5 - inside curve hanging kits
5 - outside curve hanging kits
2 - 'D' end hanging kits

6 - stabilising feet

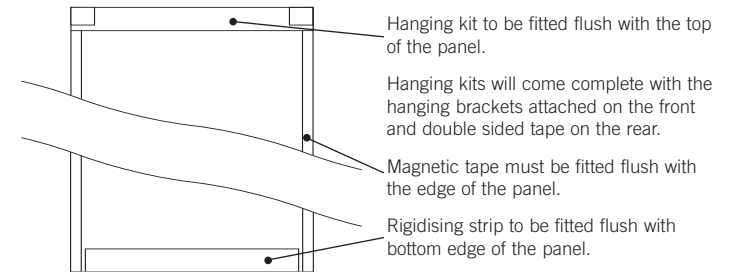
SUPREMACY

ASSEMBLY INSTRUCTIONS

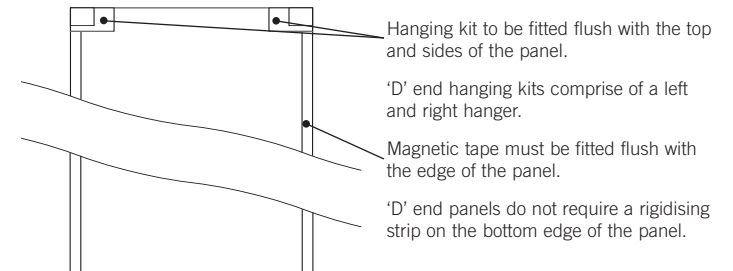


GRAPHIC ATTACHMENT

FRONT / REAR PANEL



'D' END PANEL



SPECIFICATIONS

POP UP Panel Information

Graphic panels supplied by Plex Display are 480 micron PVC covered in a choice of Frontrunner, Prelude or Loop Nylon. The hanging kit, rigidising strip and magnetic tape are supplied attached to the panel.

When storing fabric or graphic panels always roll them up with the magnetic tape on the inner surface.

PVC panels supplied by Plex Display are 480 micron PVC. The hanging kit, rigidising strip and magnetic tape are supplied but not attached to the panel.

After applying the hanging kits, rigidising strip and magnetic tape leave the panel flat for 24 hours to allow the adhesive to cure.

POP UP Panel Information

Graphic panels for pop up systems can be produced on a wide range of substrate materials. Usual methods are a paper print with a clear front protective laminate and a lightstop backing, so the print is totally encapsulated.

An alternative method is to print on an inkjet receptive plastic sheet which is front laminated for protection.

We recommend you consult your substrate materials supplier regarding suitable materials for your particular brand of large format printer.

plex
DISPLAY